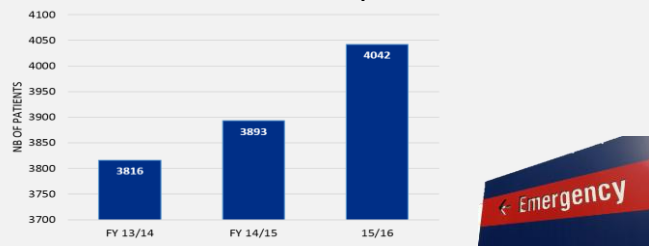


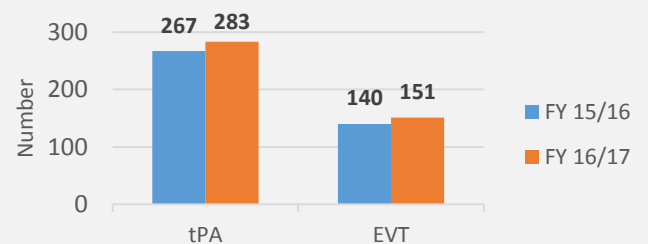
This “Year In Review” highlights cross-system performance and improvements in stroke care as supported by the Toronto Stroke Networks. Changes have resulted from collaborative planning across many willing stakeholders aimed to address improvements in access, quality care (best practice), integration (seamlessness) and patient experience.

HYPERACUTE

Total number of TIA/Stroke ED admissions for TSNs acute care hospitals.

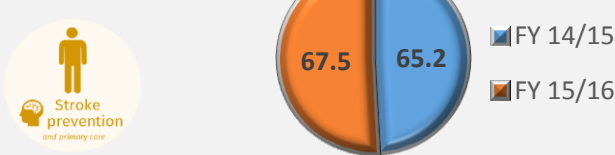


Number of eligible ischemic stroke patients who received tPA and/or EVT

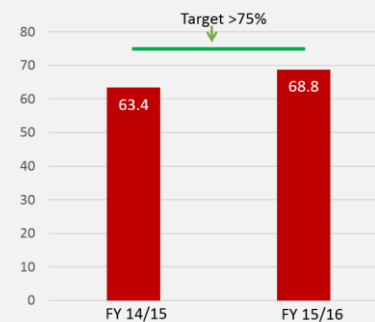


ACUTE

Proportion of TIA or non-disabling stroke clients discharged directly from the ED with a referral to secondary prevention services

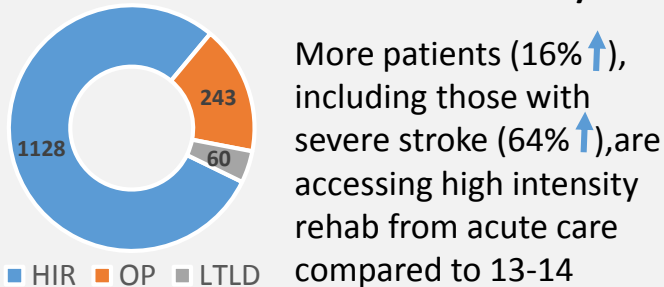


Proportion of patients treated on a dedicated stroke unit (TSNs acute care hospitals)



REHABILITATION & COMMUNITY

Number of rehab admissions FY 16/17



Median number of minutes per day of direct therapy for freestanding inpatient rehab hospitals in the TSNs FY 2015-16

82.8 minutes (range 65.6 – 160.8 min)
Target 180 minutes

22%


increase in the number of patients referred & accepted to outpatient rehab from acute care between FY 14/15 and FY16/17



Early Supported Discharge Pilot

was launched in August 2016 as part of the Integrated Funding Model Project

10 Patients enrolled to Mar 2017



1000

Copies of *My Guide for Stroke Recovery (MGSR)* binders distributed in 2016 to 17 Toronto acute & rehab hospitals

Now in Year 2: Integrated Funding Model: One Client, One Team

300+ patients referred since it began

60+ patients with complex needs received warm handover (EPC)

80% received MGSR



Cognitive Orientation to Occupational Performance

Interprofessional teams from 5 inpatient rehab hospitals were trained in the CO-OP approach



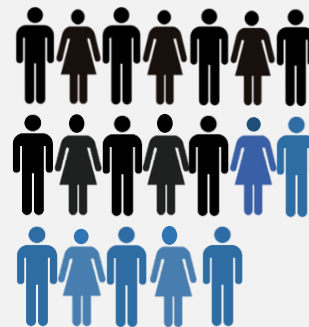
Rehab access for patients with complex needs:

- Initiated TCLHIN endorsed collaboration with TSNs/GTA Rehab Network to reduce ALC in stroke and hip fracture
- Standardized approach for NG tubes and broadened access for dialysis services

Developed and launched pilot of the Peers Fostering Hope program in the community in partnership with VHA & MODC



To be evaluated in 2017-18



19

Active Patient & Family Advisors,

7 of which are peers

www.strokerecovery.guide



Completed & launched new mobile-friendly web-based version of *My Guide for Stroke Recovery*

Launch of *Choices and Changes: Motivating Healthy Behaviours* workshop to support the use of My Guide for Stroke Recovery.


83 healthcare providers trained across **15** organizations

This Year In Review provides a high level overview of the many successes within the Toronto Stroke Networks. The good news is more patients are: a) receiving acute therapies and stroke unit care to minimize disability and support better outcomes b) getting rehab care in the right place and accessing secondary prevention services and c) participating in TSNs initiatives. New resources exist to support the patient and family experience.

Glossary



CO-OP = Cognitive Orientation to daily Occupational Performance. A rehabilitation approach to support persons with cognitive impairment in improving performance of motor tasks



MGSR= My Guide for Stroke Recovery. A patient education resource to promote understanding of common challenges after stroke and support self management of ongoing needs and recovery.

One Client, One Team

IFM = Integrated Funding Model. A project funded by the Ministry of Health to promote development of 'bundled' (seamless) stroke care services across acute, rehabilitation community based organizations.



Peers Fostering Hope. A peer support program for individuals with stroke in hospital that provides emotional support and connection to another individual who has also experienced a stroke



Early Supported Discharge. An approach where intensive rehabilitation services are provided in an outpatient setting to support an earlier discharge from an inpatient hospital bed.

FY	Fiscal Year	TIA	Transient Ischemic Attack
HIR	High Intensity Rehab	ED	Emergency Department
LTLD	Low Tolerance Long Duration	EPC	Essential Professional Conversations
OPR	Outpatient Rehabilitation	ALC	Alternate Level of Care
tPA	Tissue Plasminogen Activator	VHA	VHA Healthcare
EVT	Endovascular Treatment	MODC	March of Dimes Canada

Data Sources

Indicator	Data Source
Total number of TIA/Stroke ED admissions for TSNs acute care hospitals.	Ontario Stroke Evaluation Program, CIHI NACRS
tPA/EVT	Regional Stroke Centres
Proportion of TIA or non-disabling stroke clients discharged directly from the ED with a referral to secondary prevention services	Ontario Stroke Evaluation Program, CIHI NACRS
Proportion of patients treated on a dedicated stroke unit (TSNs acute care hospitals)	Ontario Stroke Evaluation Program, CIHI DAD
Access to high intensity rehab from acute care	TSNs E-Stroke, CIHI NRS, *Preliminary data for 16/17
Median number of minutes per day of direct therapy for freestanding inpatient rehab hospitals	Ontario Stroke Evaluation Program, CIHI NRS
Number of patients referred & accepted to outpatient rehab from acute care	TSNs E-Stroke